




# **TASK FORCE SURVEY RESULTS & SUMMARY**

UIA Restructuring Project

**INTERNATIONAL UNION OF ARCHITECTS**



# INTRODUCTION

- An overwhelming vote in favor of the Region 1 motion by the General Assembly in Rio demonstrates the strong desire to review the organization and governance of the UIA.
- A Task Force has been set up to reflect on this laudable initiative and has started its mission.
- In accordance with the approved motion, this work will not only be done by the Task Force, but will involve all member sections in a collaborative and participatory manner in order to include everyone in this project of restructuring the UIA.
- The first stage of this work consists of a survey which will be carried out in two phases:
  - the present questionnaire, which concerns the state of affairs and will make it possible to establish a diagnosis of our organization
  - a second, more forward-looking questionnaire on the future of the UIA to be launched in 2022.

# OBJECTIVES OF THE SURVEY

- The purpose of the study is to make a diagnosis of the International Union of Architects (UIA)
- 121 people from 64 countries participated.
- They particularly stand out : Men (61%) over 60 years (45%)

# STRENGTHS

- Performance: fulfills its vision
- Internal communication
  - General activities
  - Activities of the Commissions and Working Groups,
  - Approach, speech
- Support to its members

# WEAKNESSES

- Little presence and social influence:
  - International scene
  - Architects
  - Society
- Little participation in specific activities to support society
- Difficulty of the members to participate in the decisions of the Organization
- The way the organization is divided geographically can be seen as outdated
- Language barriers
- Not enough presence on social media
- Few opportunities for networking and exchange of information

# SUMMARY

- Overall participants are well informed about the events of the UIA and believe that it fulfils it's missions
- Participants of the survey expressed that they would like to see more of a presence on **social media**
- People feel **that more can be done to improve the visibility of the UIA amongst Architects and students of Architecture & the general public**
- Lots of constructive feedback on the website, notable comments include: **more about the history of the UIA, more information on regional organizations, more current affairs stories, a database on organizations & experts in various fields. More information on how to get into the industry by region, more video content & the opportunity to network via the UIA website**
- In terms of communication- one participant expressed that they were happy the survey is being conducted and the importance of getting the results/ conclusions of the survey back
- Feedback on the structure of the organization suggests that the structure of the 5 Regions is outdated and there are calls for subdivision (especially Region III- The Americas)
- Incorporating Spanish as an official language and translations into more languages
- A more global approach needed- some comments mentioned it being more focused on the West/Eurocentric
- Calls the UIA to be a central hub for the flow of knowledge, communication and a database for experts in the industry



# 121 TOTAL RESPONSES FROM 64 COUNTRIES

**Region I (9):** France, Germany, Ireland, Italy, Portugal, Spain, Sweden, Switzerland, United Kingdom

**Region II (15):** Azerbaijan, Bulgaria, Cyprus, Czech Republic, Estonia, Greece, Hungary, Latvia, Lithuania, Poland, Romania, Russia, Slovakia, Turkey, Ukraine,

**Region III (12):** Bolivia, Brazil, Canada, Colombia, Costa Rica, Ecuador, Mexico, Paraguay, Peru, Puerto Rico, United States, Uruguay

**Region IV (10):** Australia, Bangladesh, China, Hong Kong, India, Japan, Macau, Malaysia, Nepal, Pakistan

**Region V (15):** Angola, Benin, Botswana, Democratic Republic of Congo, Egypt, Ghana, Kenya, Madagascar, Mauritius, Morocco, Nigeria, Republic of Congo, South Africa, Tunisia, Uganda,

**Non UIA Member Sections (3):** Austria, Nicaragua and Mozambique

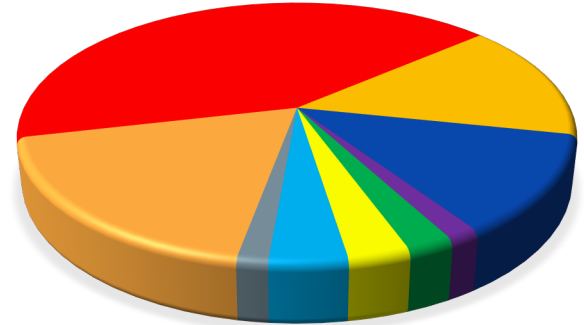


INTERNATIONAL UNION OF ARCHITECTS

# THE SURVEY PARTICIPANTS

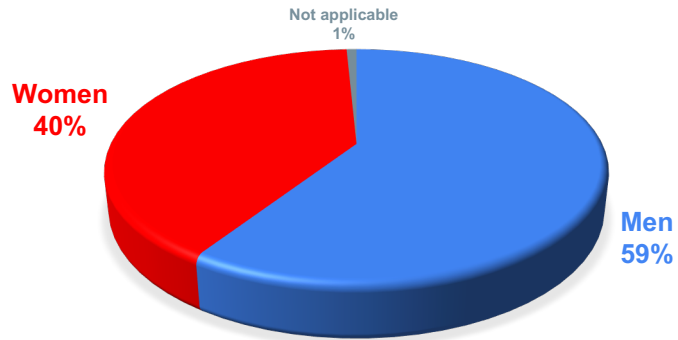
## Role / Job title

- **UIA Member Section- 42 %**
- **UIA Commission/work programme – 18%**
- **Elected members of the UIA – 15%**
- **Independent / Employer Architect – 12 %**
- **Regional Organization of Architects – 4%**
- **Former UIA Elected Officials – 3%**
- **Architecture School – 2%**
- **A country/ National Organization who is not a member of the UIA – 2%**
- **UIA Employee – 2%**

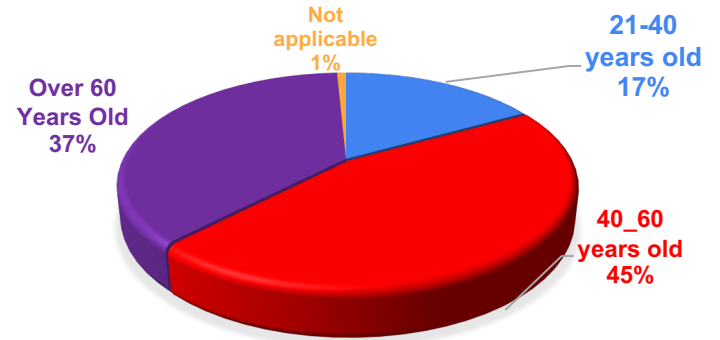




## Gender



## Age



# Presentation of the Data

- The results of the survey will be illustrated using pie charts.
- The colors used for each element reflect the participants response:
  - Dark green- **agree**
  - Light green- **somewhat agree**
  - Orange- **don't know**
  - Light red- **somewhat disagree**
  - Dark red- **disagree**

These colors were chosen so that you can easily visualize the general consensus of the responses i.e. a pie chart that is **predominately green** suggests that the **majority of the participants agreed** with the statement while a pie chart that is **mostly red** suggests that **the majority of the participants did not agree with the statement**

Some of the questions in this survey required the participant to elaborate or explain their choice- the extended responses to these questions will be summarized in the relevant slide. However if you wish to look at this in more detail, you can take a look in the [supplementary answers document](#).

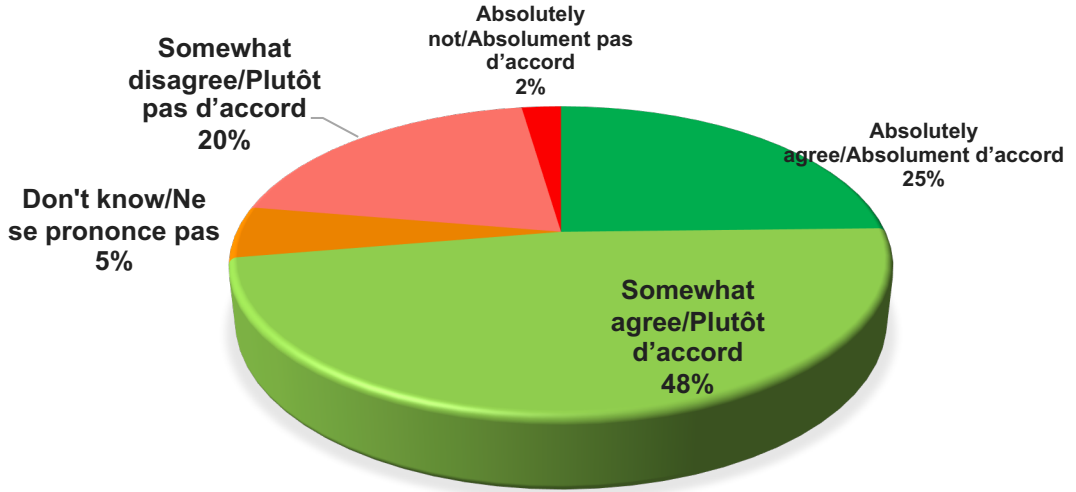
# The Representation of the Data

- The results of the survey have been split up into four main categories
  1. **Performance-** these are questions related to the performance and the results achieved by the UIA
  2. **Presence & External awareness-** these are questions relating to the visibility of the UIA and its events amongst Architectural professionals & students and the general public
  3. **Information & Communication-** these questions relate to the dialogue between the UIA & its members and the general public
  4. **The structure of the organization-** these are the questions relating to the structure of the UIA and how it is ran

# Performance

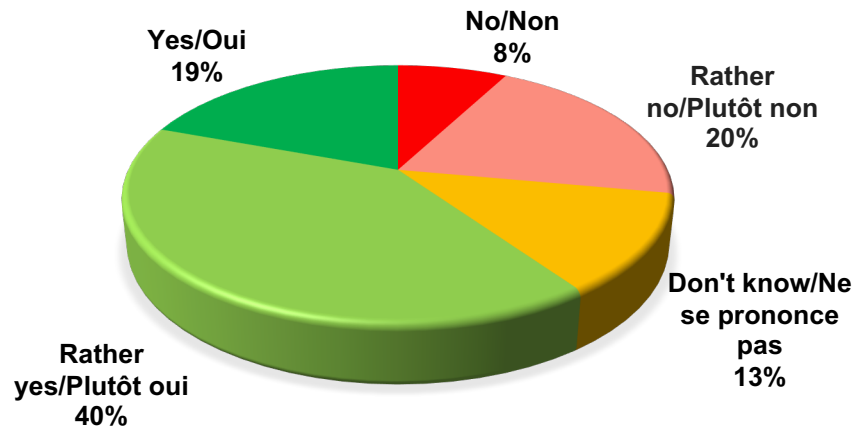
73% positively responded to the statement that **the UIA is fulfilling the goals and objectives set out in article 1 of its statutes.** (25% agree 48% somewhat agree)

QUESTION ASKED - WHAT IS YOUR OPINION ON THE FOLLOWING STATEMENT: THE UIA IS CURRENTLY FULFILLING THE AIMS AND OBJECTIVES SET OUT IN ARTICLE 1 OF ITS STATUTES (1.1)



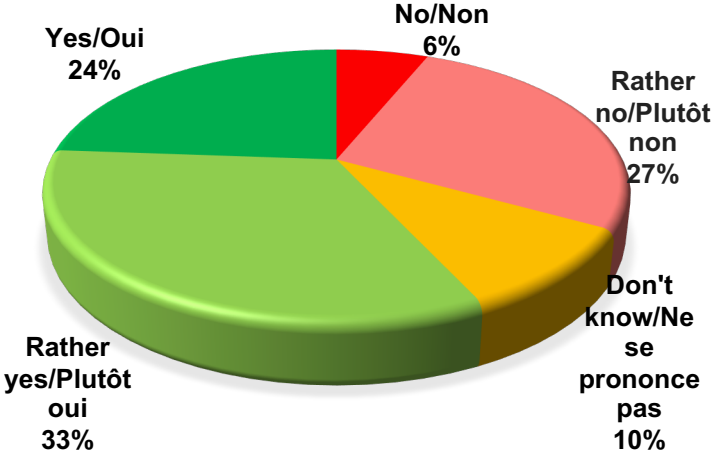
59% positively responded to the statement that **the UIA is an organization that shows solidarity with its member sections or architects** (19% agree 40% somewhat agree)

QUESTION: DO YOU THINK THAT THE UIA IS AN ORGANISATION THAT SHOWS SOLIDARITY WITH ITS MEMBER SECTIONS OR ARCHITECTS? (3.2)



55% of participants positively responded to the statement that **the UIA is reactive to current events and in particular events that strike the world.** (24% agree 33% somewhat agree)

QUESTION: DO YOU THINK THAT THE UIA IS REACTIVE TO CURRENT EVENTS, AND IN PARTICULAR TO EVENTS THAT STRIKE THE WORLD (PANDEMICS, DISASTERS, ETC.)? (3.3)



# Summary of the Results on the *Performance* of the UIA

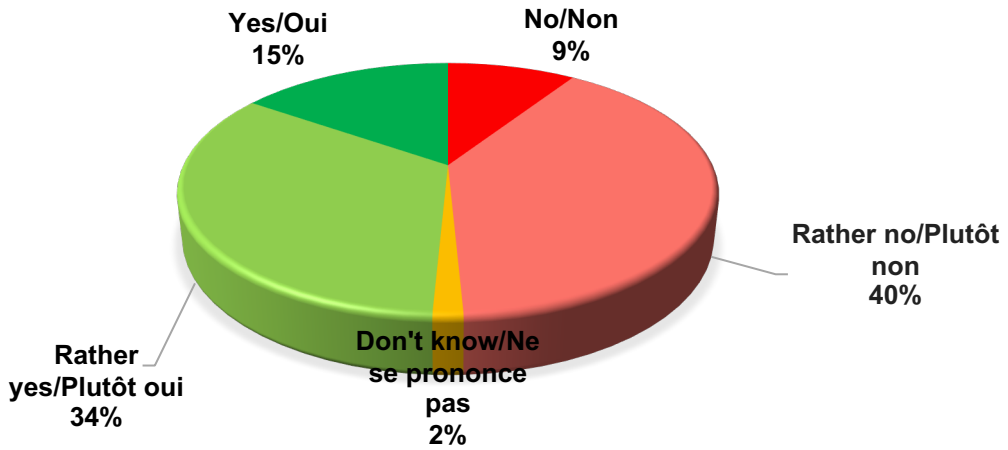
- Overall **positive view of the performance of the UIA in relation to the missions that it has set out**
- Over 70% of those surveyed either agreed or somewhat agreed with the statement that **the UIA is fulfilling it's goals and objectives**
- Fewer people agreed that the organization **shows solidarity with it's members & architects (59%)**
- A lower percentage of people agreed with the statement that **the UIA is reactive to current events (55%)**



# Presence and External Awareness of the organization

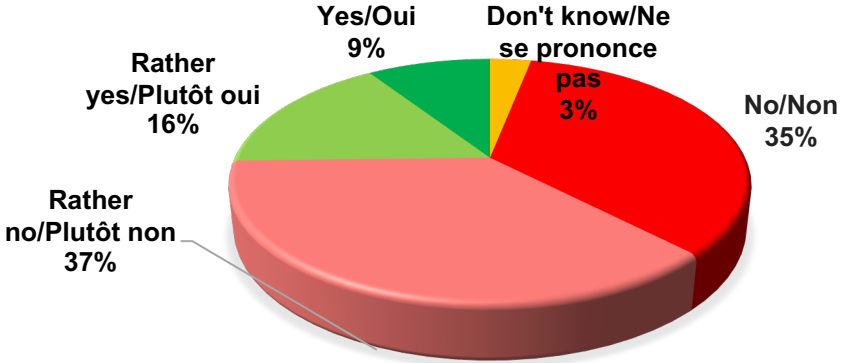
49% positively responded to the view that the **UIA is present, visible and influential on the international scene.** (15% agree 34% somewhat agree)

**QUESTION ASKED: DO YOU CONSIDER THAT THE UIA IS PRESENT, VISIBLE AND INFLUENTIAL ON THE INTERNATIONAL SCENE?  
(2.1)**



25% of participants positively responded to the view that **the UIA is present, visible and influential on the international scene for society**. (9% yes 16% rather yes)

**2.2.1 - FOR SOCIETY?**



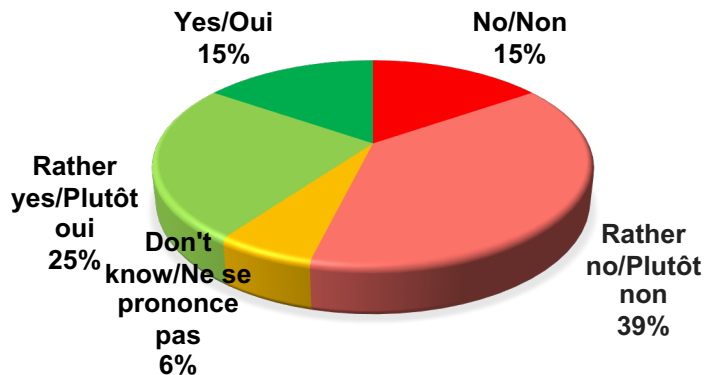
46% positively responded to the view that **the UIA is present, visible and influential on the international scene for architects.** (21% yes 39% rather yes)

**2.2.2 - FOR ARCHITECTS?**



40% of the participants positively responded to the view that the **UIA** carried out actions at the international level that are useful in their countries and supports the actions carried out by the national or regional organization. (15% agree 25% somewhat agree)

**QUESTION: DOES THE UIA CARRY OUT ACTIONS AT THE INTERNATIONAL LEVEL THAT ARE USEFUL IN YOUR COUNTRY AND SUPPORT ACTIONS CARRIED OUT BY YOUR NATIONAL OR REGIONAL ORGANISATION? (3.4)**

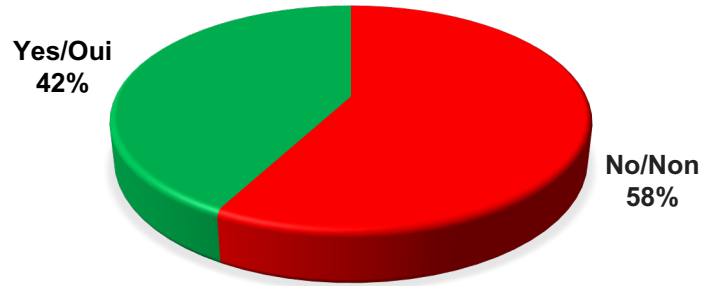


When asked to elaborate on this question in their own words, participants mentioned initiatives such as **work programmes, competitions, webinars, climate change, the response to the COVID-19 pandemic and the Sustainable Development Goals.**

*(You can take a look at all the general comments in the [supplementary document](#))*

42% of people agreed that the UIA is an organization that is well known and identified by architects and students of architecture in their country

Question: Do you think that the UIA is an organization that is well known and identified by architects and students of architecture in your country ? If so, why ? (4.1)



When asked to explain why the UIA is identified by architects and students in their country participants stated that they knew the UIA for numerous reasons including: **past competitions, webinars, events, congress & forums, official statements and historical relevance**. However some of those surveyed stated that the UIA is not well known amongst architects and students, with one stating that there is a *'lack of a media strategy'* while another responded saying that *'a lot of architects prefer to be in the Builder's Design Association because of the direction it has taken recently'* (An association based in Australia)

(You can take a look at all the general comments in the [supplementary document](#))

# Summary of the Results on the *presence & external awareness* of the UIA

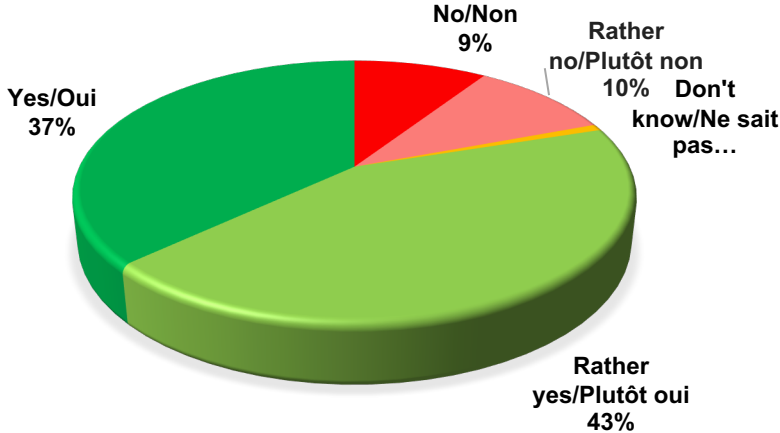
- They consider that the UIA has little presence/ social influence- **less than half of those surveyed believe that the UIA is present on the international scene**
- These results show that the UIA is more visible/ influential for architects than society (**25% - society 46% - Architects**)
- Many voiced their view that the UIA has little presence on **social media** and they would like to see a **media strategy**.
- Less than half of the survey participants agreed that **the UIA is identifiable by architects and students of architecture in their country (42%)**

# Information and Communication



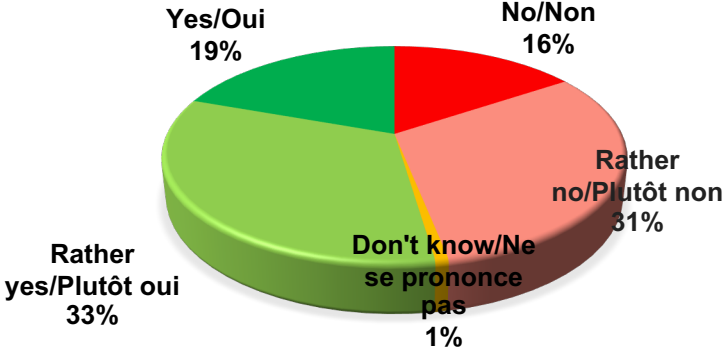
80% positively responded to the statement that **they are regularly well informed about the activities of the UIA** (37% agreed 43% somewhat agreed)

**QUESTION: ARE YOU REGULARLY WELL INFORMED ABOUT THE ACTIVITIES OF THE UIA? (4. 3)**



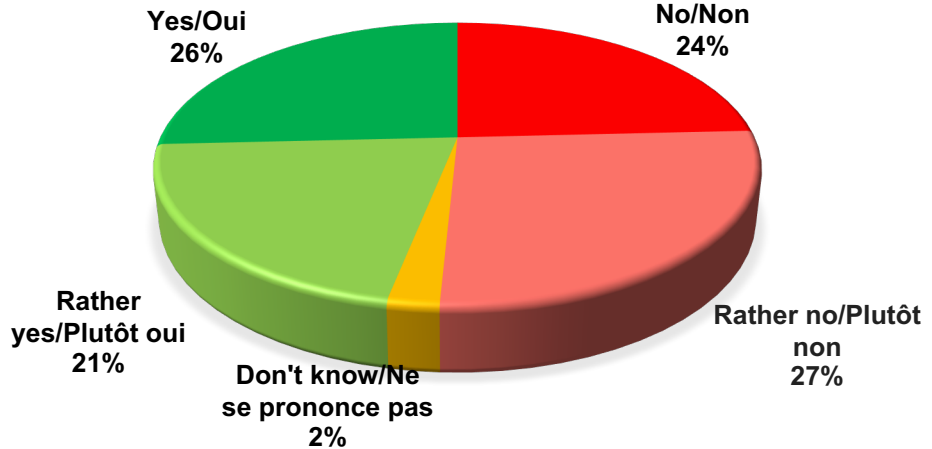
52% of participants positively responded to the view that **they are regularly well informed about the activities of the UIA commissions and working groups.** (19% agree 33% somewhat agree)

**QUESTION: - ARE YOU REGULARLY WELL INFORMED ABOUT THE ACTIVITIES OF THE UIA COMMISSIONS AND WORKING GROUPS? (4.4)**



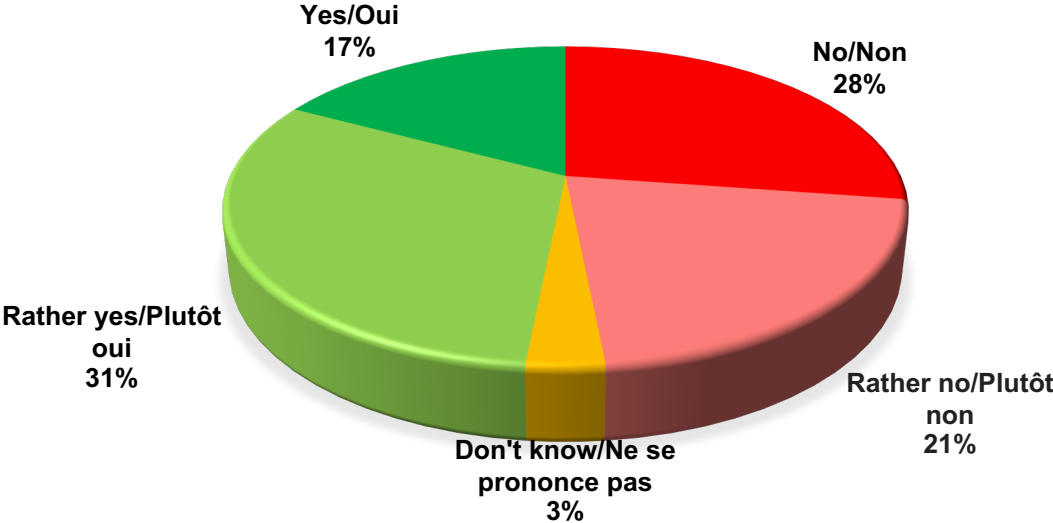
47% of participants positively responded to the view that **they were well informed about the Council's decisions** (26% agree 21% somewhat agree) 4.5

**QUESTION: ARE YOU REGULARLY WELL INFORMED ABOUT COUNCIL'S DECISIONS? (4.5)**



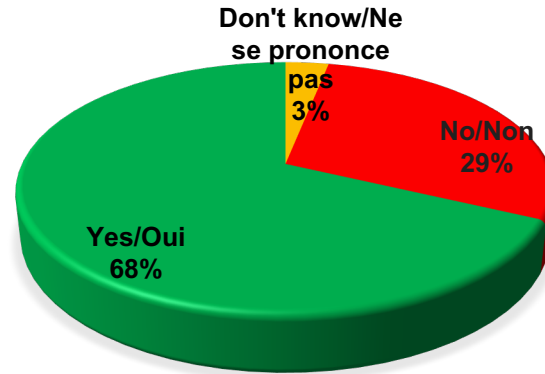
48% of participants positively responded to the view that **they were well informed about the Bureau's activities** (17% agree 31% somewhat agree)

**QUESTION: ARE YOU REGULARLY WELL INFORMED ABOUT THE BUREAU'S ACTIVITIES? (4.6)**



68% agreed that **they have frequent interaction with the UIA**

**QUESTION: DO YOU HAVE FREQUENT INTERACTION WITH THE UIA? (5.1)**

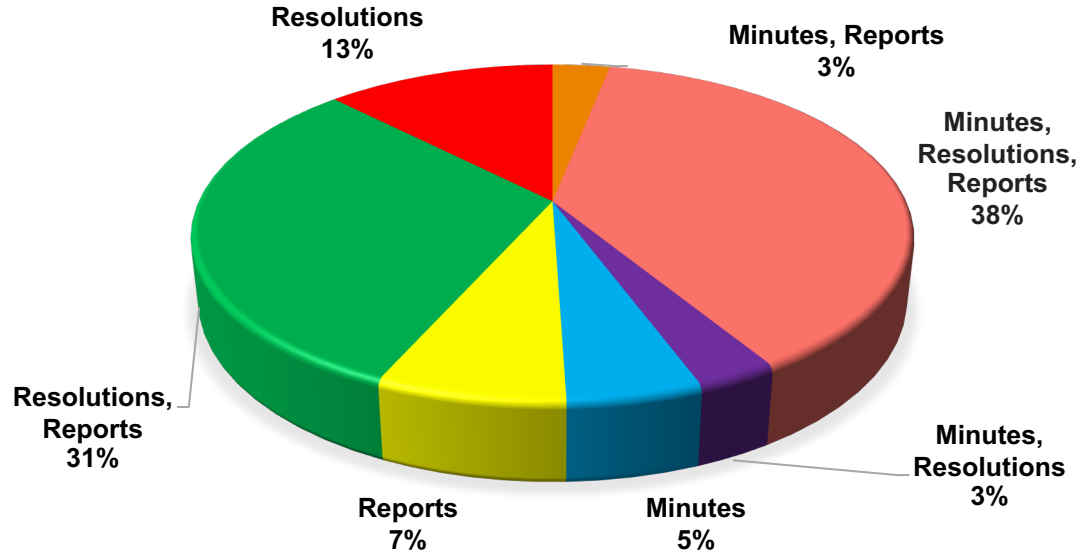


When asked to elaborate on these responses people mentioned: competitions, congresses, forums, prizes, awards, membership to different bodies in the UIA and the newsletter.

*(You can take a look at all the general comments in the [supplementary document](#))*

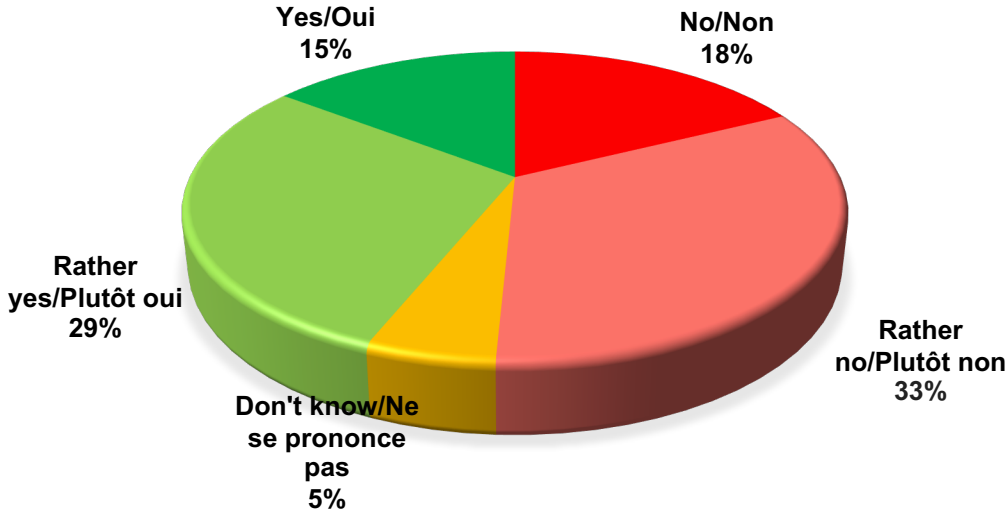
# Information that people would like to receive from various UIA entities include

**QUESTION: WHAT INFORMATION WOULD YOU LIKE TO RECEIVE FROM THE VARIOUS UIA ENTITIES (BUREAU, COUNCIL, WORKING BODIES) IN BETWEEN GENERAL ASSEMBLIES? (5.5)**



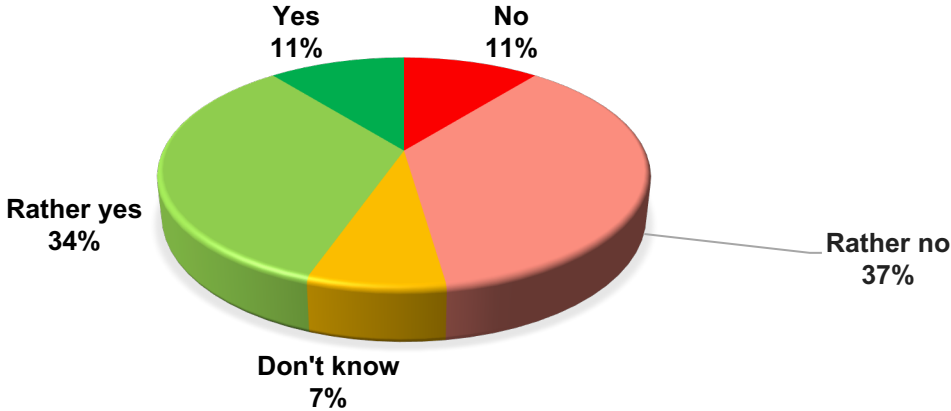
44% of those surveyed positively responded to the statement that **the UIA is an effective resource Centre for the world's architectures and the public on matters related to architecture, architects and architects' organizations: database, roster of experts, knowledge sharing networking etc.** (15% agree 29% somewhat agree) 8.1

**QUESTION: DO YOU THINK THAT THE UIA IS AN EFFECTIVE RESOURCE CENTRE FOR THE WORLD'S ARCHITECTS AND THE PUBLIC ON MATTERS RELATED TO ARCHITECTURE, ARCHITECTS AND ARCHITECTS' ORGANISATIONS: DATABASE, ROSTER OF EXPERTS, KNOWLEDGE SHARING, NETWORKING, ETC? (8.1)**



45% of those surveyed positively responded to the statement that **the UIA's website is sufficiently informative.** (11% agree 34% somewhat agree) 8.1

**QUESTION: IS THE UIA WEBSITE SUFFICIENTLY INFORMATIVE? (8.2)**



When asked to elaborate on this point, people said that it was difficult to locate information on the website and some parts were old and yet to be updated. From the written feedback it seems as if people would like to see: more about the history of the UIA, more information on regional organizations, more current affairs news stories, a database on organizations & experts in various fields. More information on how to get into the industry by region, more video content & the opportunity to network via the website. Some mentioned that that communications should be shared in different languages.

*(You can take a look at all the general comments in the [supplementary document](#))*





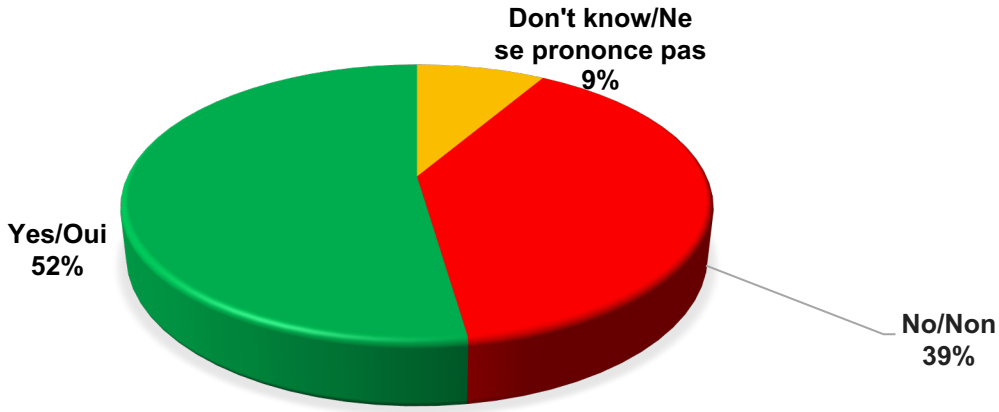
74% of participants agreed that **they are well informed about the main events of the UIA**

**QUESTION: ARE YOU WELL INFORMED ABOUT MAIN EVENTS OF THE UIA (FORUMS, CONGRESS ...) ? (8.3)**



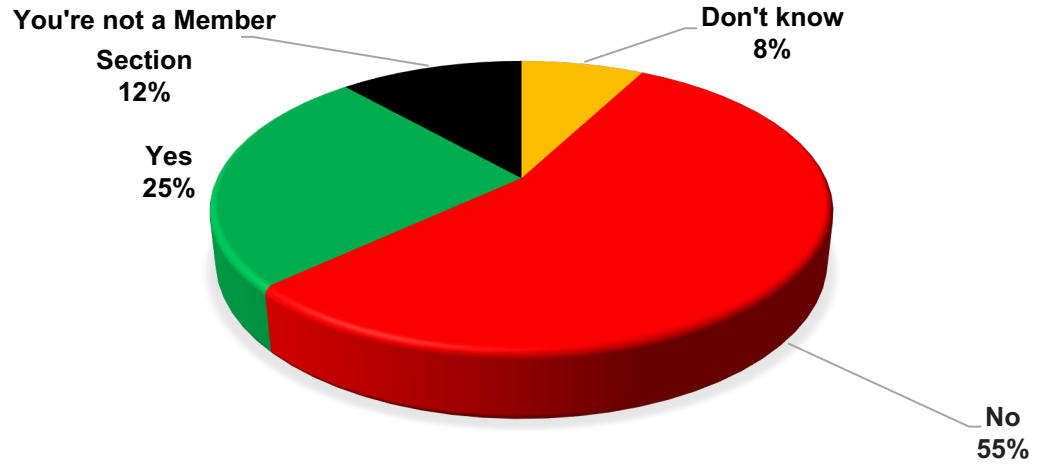
52% agreed that they are aware the results and conclusions of the UIA congresses and the contribution of the world's architects to current issues

**QUESTION: ARE YOU AWARE OF THE RESULTS AND CONCLUSIONS OF THE UIA CONGRESSES AND OF THE CONTRIBUTION OF THE WORLD'S ARCHITECTS TO CURRENT ISSUES? (8.4)**



# 25% agreed that they are well informed about the UIA budget

**QUESTION: ARE YOU WELL INFORMED ABOUT THE UIA BUDGET (EXPENDITURE, INCOME, CALCULATION OF MEMBERSHIP FEES, ETC.)? (9.1)**



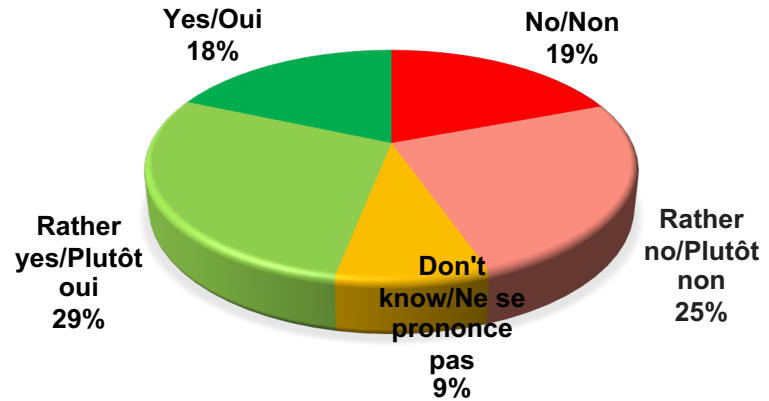
# Summary of the Results of the information & communication of the UIA

- The vast majority indicate that they are regularly well informed with the general activities of the UIA (80%)
- More than half agree that they are well informed with events (73%)
- Fewer have information on the activities of the Bureau (48%), Council decisions (45%) & the Internal organization
- Fewer than half agree that the UIA is an effective resources Centre for architects
- More than a half are familiar with the approach, discourse and vision of the UIA (53%) and the activities of the Commissions and Working Groups (53%)
- Less than half of the participants believe that the website is sufficiently informative. We received a lot of constructive feedback concerning the website including suggestions of: **more information on regional organizations, more current affairs stories, a database on organizations & experts in various fields, information on how to get into the industry by region, more video content & the opportunity to network** via the UIA website
- The information that survey participants would most like to receive from various UIA entities are: **minutes, resolutions and reports**
- Only a quarter of the those surveyed believe they are well informed of the budget of the UIA

# *Structure of the Organisation*

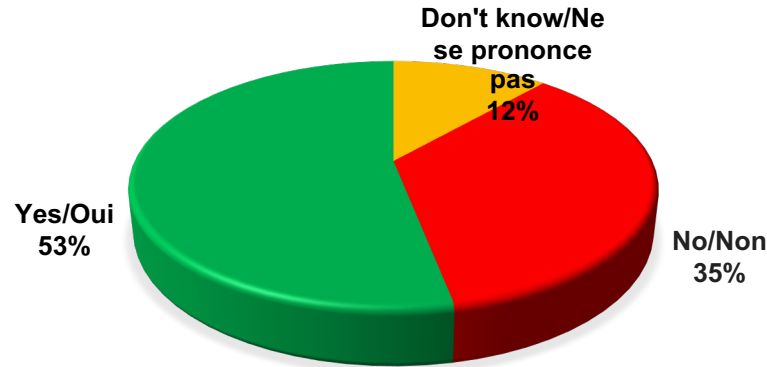
47% positively responded to the view that **the UIA is a modern organization in step with the times** (18% agree 29% somewhat agree)

**QUESTION: DO YOU CONSIDER THE UIA TO BE A MODERN ORGANISATION, IN STEP WITH THE TIMES? (3.1)**



53% of the participants agreed that **they were familiar with the UIAs main focus, discourse and vision 4.2.**

**QUESTION: ARE YOU FAMILIAR WITH THE UIA'S MAIN FOCUS, DISCOURSE AND VISION? (4.3)**

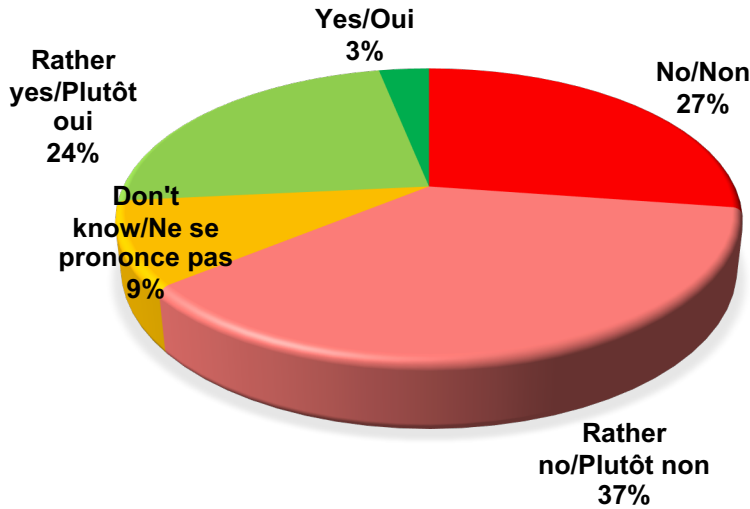


When asked to elaborate on this question many mentioned ideas of unifying architects, sharing knowledge with a focus on sustainability and working with other organizations such as UNESCO. However some also mentioned that they did not believe there was a clear focus. Another mentioned that they were 'familiar with the focus' but did not think that 'in practice it materializes'

*(You can take a look at all the general comments in the [supplementary document](#))*

27% positively responded to the view that the member sections are sufficiently involved in the running of the organization and in the decision-making process (3% agree 24% somewhat agree)

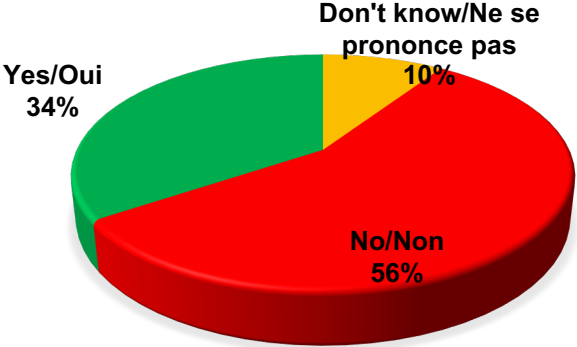
**QUESTION: DO YOU CONSIDER THAT THE MEMBER SECTIONS ARE SUFFICIENTLY INVOLVED IN THE RUNNING OF THE ORGANISATION AND IN THE DECISION-MAKING PROCESS?(5.2)**





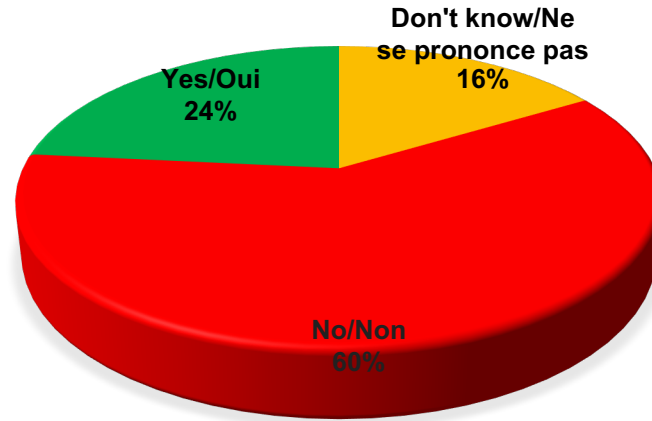
34% of the participants agreed that a general assembly every three years at the time of the congresses with the presence of all the member sections is sufficient, especially nowadays with the development of video- conferencing

**QUESTION: DO YOU THINK THAT A GENERAL ASSEMBLY EVERY THREE YEARS AT THE TIME OF THE CONGRESSES, WITH THE PRESENCE OF ALL THE MEMBER SECTIONS, IS SUFFICIENT, ESPECIALLY NOWADAYS WITH THE DEVELOPMENT OF VIDEO-CONFERENCEING? (5.3)**

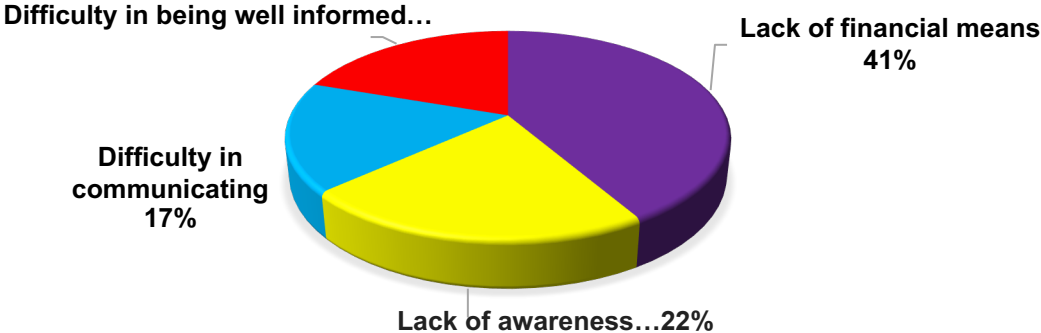


**23% of participants agreed that all member sections have equal opportunities to be represented in the Bureau, council or in working bodies 5.4**

**QUESTION: DO YOU THINK THAT ALL MEMBER SECTIONS HAVE EQUAL OPPORTUNITIES TO BE REPRESENTED IN THE BUREAU, COUNCIL OR IN WORKING BODIES?(5.4)**



# Reasons...

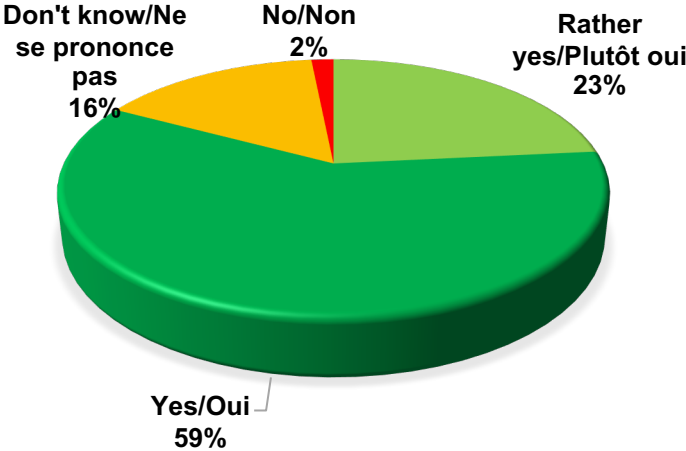


When asked to expand on the reasoning for their response many included that their was difficulty in communication, lack of awareness, the language barrier, financial barriers, distance barriers i.e. obtaining a visa and travel.

*(You can take a look at all the specific responses for this question on pages 12 & 13 of the supplementary document)*

82% of those surveyed positively responded to the view that the current division of the UIA into 5 regions is relevant (59% agree 23% somewhat agree)

**6.1 - DO YOU THINK THAT THE CURRENT DIVISION OF THE UIA INTO 5 REGIONS IS RELEVANT?**



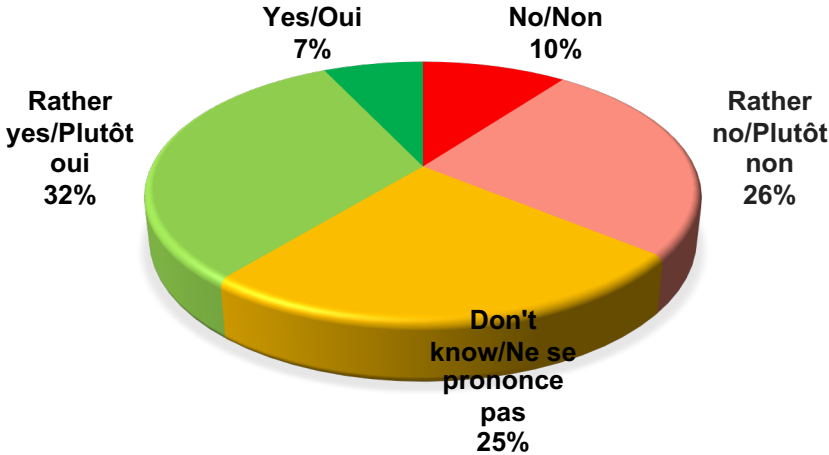
When asked to elaborate on this question survey participants mentioned that the current division of the region makes sense geographically and historically however some voiced their concerns that it is perhaps outdated. For example there seems to be the view that zone 3 (the Americas) should be further divided while another mentioned about dividing the zones into groups that are "culturally aligned".

*(You can take a look at all the general comments in the [supplementary document](#))*



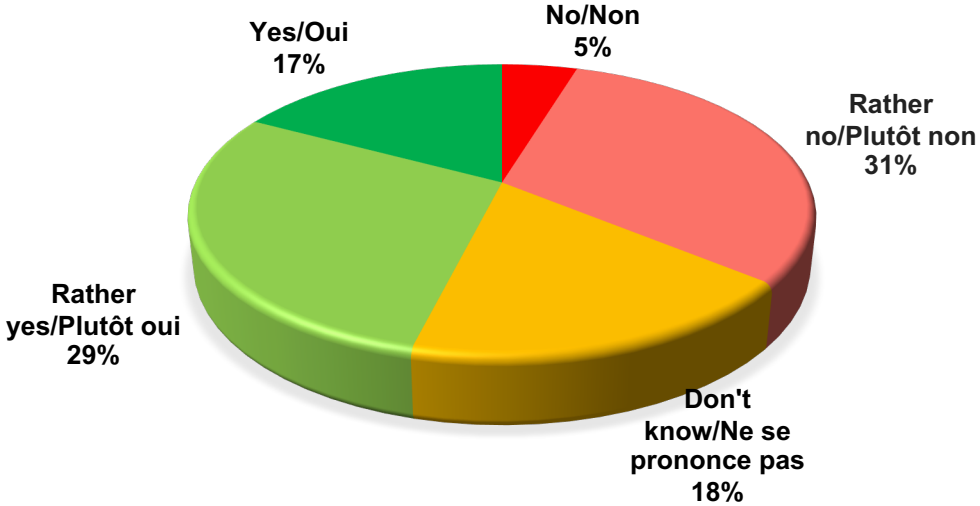
39% of participants positively responded to the statement that **the UIA collaborates with strategically and geographically relevant regional organizations in all parts of the world** (7% yes 32% rather yes)

**6.2 - THERE ARE STRATEGICALLY AND GEOGRAPHICALLY RELEVANT REGIONAL ORGANISATIONS IN ALL PARTS OF THE WORLD (ACE, ARCASIA, AUA, FPPA, FAFA, MASA, CAA, CIALP, UMAR, ...). DOES THE UIA COLLABORATE SUFFICIENTLY WITH THEM?**



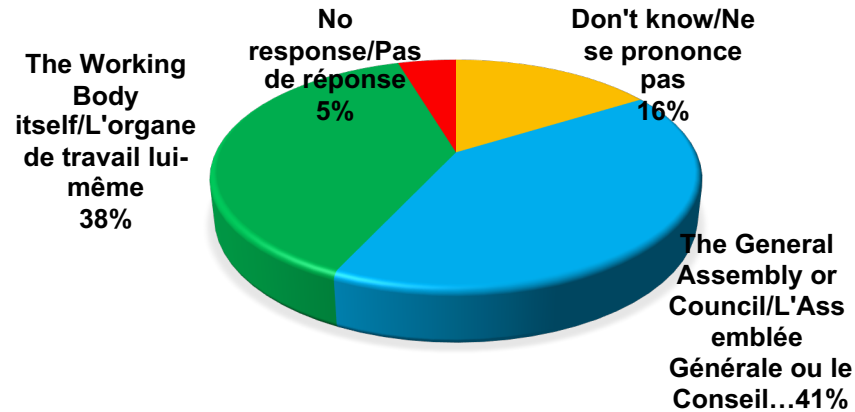
46% of the participants positively responded to the statement that **the working bodies' current mode of operation is relevant** 7.1 (17% yes 29% rather yes)

**7.1 - DO YOU THINK THAT THE WORKING BODIES' CURRENT MODE OF OPERATION IS RELEVANT?**

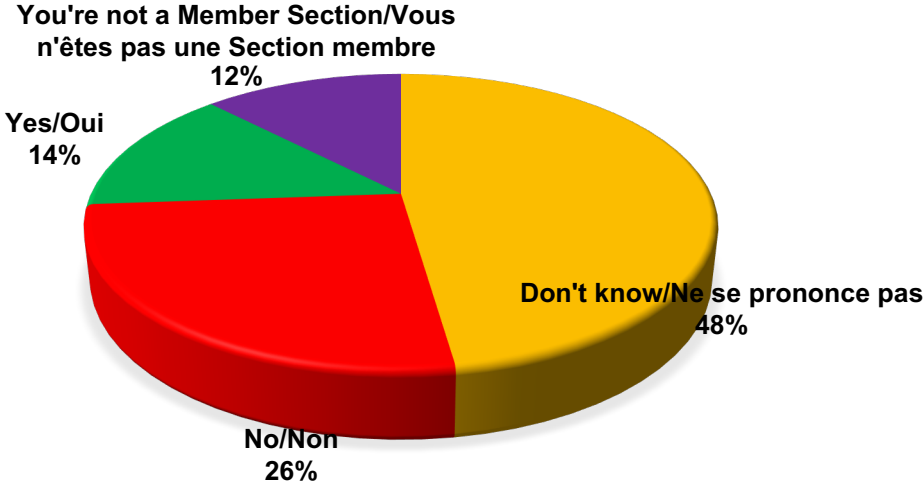


## Who the participants believe that the working bodies' roadmap should be defined by? 7.2

- The working body- 38%
- The General Assembly/ the Council 41%
- Don't know/ no response – 21%

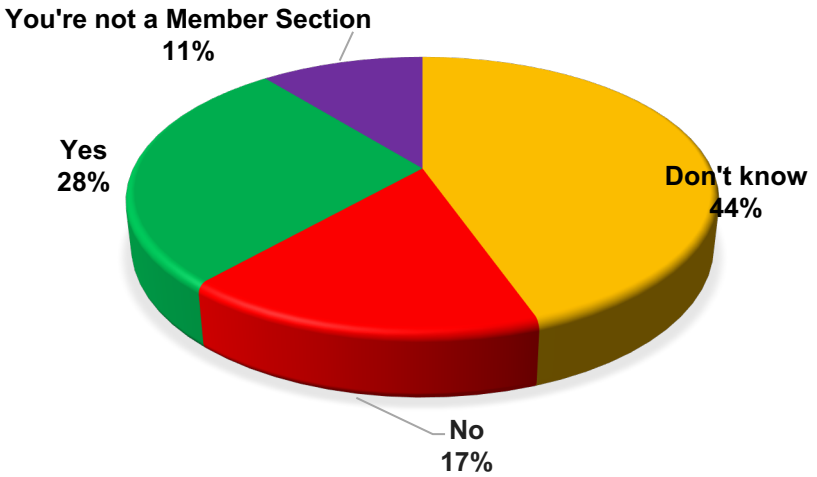


14% of those surveyed agreed that **the UIA has a sufficient budget 9.2**





# 28% of the participants agreed that the scale of contributions per country to the UIA budget is fair and balanced 9.3



When asked to elaborate on this question survey participants mentioned different points including the differences in economic purchasing power, exchange rates and that it depends on what is provided in return.

*(You can take a look at all the specific responses for this question on page 19 of the [supplementary document](#))*



# Summary of the Results on the structure & organization of the UIA

- There seems to be the opinion that the division of 5 regions is outdated- some stated that they would like the division to reflect modern times e.g. cultural alignments
- Suggestion that there could be subdivisions within sections for example region 3- the Americas
- Few consider that they are sufficiently involved with the decision-making process (23%) or that they have the same opportunities to be represented in the Bureau, the Council or in the Working Bodies (25%)
- Only 36% consider that a General Assembly every three years is sufficient, especially nowadays with the development of videoconferences.
- 28% of participants believe that the scale of contributions per country to the UIA is balanced and fair

# Some general comments from participants at the end of the survey

- “In my country, the general public needs to be made aware about UIA”
- “UIA should find more partners or sponsors on the level of international acting bodies”
- “Goals should also be targeted not broad or beyond the capacity of a volunteer organization”
- “It would be great to be able to have a bigger impact on the society”
- “Interactive knowledge exchange sessions with panel discussions and presentations on pertinent global issues should be held virtually with architects representation from all member sections, not necessarily organization members. Take maximum advantage of available technology to bring us all closer together”
- “Wish for more collaborative initiatives to help grow small architectural organizations”
- “Spanish should be adopted as another official language. This is largely motivated by the ease of communication of activities.”
- “UIA was born in Europe that’s why it still remains more Euro centric. It has to be a global organization. and embrace the contemporary world views. we must engage the member section and make them relevant Through frequent communication. communication is the key”
- “I think this survey is very important and necessary. It is important to be able to synthesize its conclusions and to have feedback of its results and changes that could be generated in the institution"

*(You can take a look at all the general comments in the [supplementary document](#))*